


























Manuf.	Model #	Description	Picture	Qty	WD Cost	WD Ext	CO Cost	CO Ext
Grandrich	J120-150 150W Short	150W Short (79mm)		140	\$0.32	\$44.10	\$0.19	\$26.60
ALP (E'Lite)	HL45	45W (200W Eq.) -E26 Base Self-ballasted Quad Tube High Lumen Compact Fluorescent. 2.875"D x 8.375"L (MC 12pcs)		24	\$2.10	\$50.40	\$1.26	\$30.24
ALP (E'Lite)	LF13TT27	13W (60W Eq.) 27K 2pin Twin Fluorescent*-Glo Start (MC 100pcs)		600	\$0.26	\$157.50	\$0.16	\$96.00
ALP (E'Lite)	LF13TT35	13W (60W Eq.) 35K 2pin Twin Fluorescent - Glo Start (MC 100pcs)		671	\$0.26	\$176.14	\$0.16	\$107.36
ALP (E'Lite)	LF7TT27	7W (25W Eq.) 35K 2pin Twin Fluorescent - Glo Start (MC 100pcs)		300	\$0.26	\$78.75	\$0.16	\$48.00
ALP (E'Lite)	ZL30PF	14.5W(75W Eq.)R30 Fluor. Flood-E26 Base13W Quad 2Pin 30K(Replacable)-10k Hrs Ballast-150k Hrs Quad Cluster Focus Lens for 568CP @ Center Beam(compare to std fluor. reflector 390CP/75BR30-460CP) 3.75"D x 6.5"L (MC 24pcs)		72	\$2.00	\$144.00	\$1.20	\$86.40
Epiphany	B14610	20W/Int-Base/T6 - Exit Sign Bulb		300	\$ 0.40	\$ 120.00	\$ 0.24	\$72.00
Epiphany	B14022	40G25/CL - 120V (3k Hrs) 320 Lum (100 MC / 25 Inner pack)		800	\$0.47	\$378.00	\$0.28	\$224.00
Epiphany	B14264	100G40/WH 120V (2.5k Hrs) 1221 Lum (24 Pack)		760	\$1.26	\$957.60	\$0.76	\$577.60
Epiphany	B14532	50MR16/EXZ GU5.3 12V - NFL (24DEG) (2K Hrs) 3000cp		700	\$0.84	\$588.00	\$0.50	\$350.00

Epiphany	B14582	75MR16/JDR/WFL (M. Base)(Wide Flood 38deg) (2k Hrs) 1300 cp		400	\$1.89	\$756.00	\$1.13	\$452.00
Epiphany	B14608	35W 12V GY6.35 T4/CL		1000	\$0.44	\$441.00	\$0.26	\$260.00
Epiphany	B14609	35W/T4/G8 130V 35W G8HG - Bipin		2500	\$0.74	\$1,837.50	\$0.44	\$1,100.00
Epiphany	B14616	75W 12V GY6.35 T4/CL		1000	\$0.44	\$441.00	\$0.26	\$260.00
Epiphany	B14706	75W PAR16/NSP (100/MC)		1200	\$2.45	\$2,940.00	\$1.47	\$1,764.00
Epiphany	B17014 F8T5-CW-841	F8T5 CW 12" (5k Hrs) 370 Lum (4100K) (50 pack)		2500	\$0.85	\$2,120.00	\$0.51	\$1,275.00
Epiphany	B17015	F8T5/WW(3000K) (5K HRS) 340 LUM 12" T5 (500 MC / 10 Inner pack)		800	\$0.84	\$672.00	\$0.50	\$400.00
Epiphany	B19010	MH/150/U/STD 150W/MH/BD17/CLR 40K M. Base (10k Hrs) 15000 Lum		500	\$5.25	\$2,625.00	\$3.15	\$1,575.00
Epiphany	B19026	MH175/C/U 175W MH/ED28/37K MOG Base (10k Hrs) 13200 Lum		100	\$5.25	\$525.00	\$3.15	\$315.00
Epiphany	CFL13W (PL13)	PL13W - 2PIN 3500k (50 Pack)		2400	\$0.63	\$1,512.00	\$0.38	\$912.00

Epiphany	EP702	36DL830 36W 4PIN BIAx 30K (100 Pack)		300	\$1.58	\$472.50	\$0.95	\$285.00
Epiphany	EP767	PL13 TT 2pin 41K (50 Pack)		1050	\$0.53	\$551.25	\$0.32	\$336.00
Epiphany	EP771	PL26W Quad 2pin 41K		1000	\$0.79	\$787.50	\$0.47	\$470.00
Epiphany	EP772	PL26W Quad 2pin 27K		950	\$0.79	\$748.13	\$0.47	\$446.50
Epiphany	LVC-13-Q-41K	13W/GU24/Quad/4100K (100 Pack)		4000	\$2.94	\$11,760.00	\$1.76	\$7,040.00
Epiphany	LVC-13-SP-41K	13W/GU24/Spiral/4100K (60 Pack)		1000	\$2.94	\$2,940.00	\$1.76	\$1,760.00
Epiphany	LVC-18-Q-27K	18W/GU24/Quad/2700K		1000	\$2.94	\$2,940.00	\$1.76	\$1,760.00
Epiphany	LVC-23-SP-27K	23W/GU24/Spiral/2700K (60 Pack)		1600	\$3.53	\$5,644.80	\$2.12	\$3,392.00
Epiphany	LVC-26-SP-41K	26W/GU24/Spiral/4100K (50 Pack)		800	\$3.86	\$3,091.20	\$2.32	\$1,856.00
Epiphany	LVC-9-SP-27K	9W/GU24/Spiral/2700K (100 Pack)		2000	\$3.02	\$6,048.00	\$1.81	\$3,620.00

Epiphany	LVC-9-SP-41K	9W/GU24/Spiral/4100K (100 Part)		3000	\$3.02	\$9,072.00	\$1.81	\$5,430.00
Epiphany	LVL-PLS-26-41K (VT6022)	26W G24Q3 41K PL26 4-Pin Quad (50 Pack)		3200	\$1.21	\$3,864.00	\$0.72	\$2,304.00
Globe	04752	10MR11/Q/MB/2CD 10W HALOGEN 12V 2/CD(2pack)		1080	\$0.74	\$793.80	\$0.44	\$475.20
Globe	04740	40T/Q/120V 40W JCD G-9CLEAR 1CD		800	\$0.53	\$424.00	\$0.32	\$256.00
Globe	0475001	50T4/Q/120V 50W JCD G-9CLEAR 1CD		476	\$0.53	\$252.28	\$0.32	\$152.32
Kichler	31519	24W 2G11 4pin Long Tube PL-L 24W		200	\$1.58	\$315.00	\$0.95	\$190.00
Kichler	31520	36W 2G11 4pin Long Tube PL-L 36W		200	\$1.58	\$315.00	\$0.95	\$190.00
Kichler	31521	40W 2G11 4pin Long Tube PL-L 40W		150	\$1.58	\$236.25	\$0.95	\$142.50
Phillips	9252-626-36310	40G25/CL (60&40 Packs)		5000	\$0.42	\$2,100.00	\$0.25	\$1,250.00
Premier Electrical Products	AR11124DEGRE E 2412V50W	50W AR111-24Deg-12V		276	\$0.53	\$144.90	\$0.32	\$88.32

Premier Electrical Products	AR11124DEGRE E12V75W	75W AR111-24Deg-12V		432	\$0.53	\$226.80	\$0.32	\$138.24
Premier Electrical Products	AR1118DEGREE 812V50W	50W AR111-8Deg-12V		288	\$0.53	\$151.20	\$0.32	\$92.16
Premier Electrical Products	AR1118DEGREE 812V75W	75AR111-8Deg-12V		240	\$0.53	\$126.00	\$0.32	\$76.80
Premier Electrical Products	FLR30T8/CW	F30T8/CW 36" fluorescent tube		750	\$0.53	\$393.75	\$0.32	\$240.00
Premier Electrical Products	G25120V40WE26 Clear	40G25-E26-130V-Clear		925	\$0.47	\$437.06	\$0.28	\$259.00
Premier Electrical Products	G25120V40WE26 White	40G25-E26-120V-White		4800	\$0.42	\$2,016.00	\$0.25	\$1,200.00
Premier Electrical Products	G40130V100WE26 White	100G40-E26-130V-White		456	\$1.26	\$574.56	\$0.76	\$346.56
Premier Electrical Products	G40130V60WE26 White	60G40-E26-130V-White		504	\$1.26	\$635.04	\$0.76	\$383.04
Premier Electrical Products	MR16EXZ5000H1 2V50W	50MR16-EXZ-12V w/glass cover		1525	\$0.95	\$1,441.13	\$0.57	\$869.25
Premier Electrical Products	PEP-FLR17T8/CW	"T8-17 Watt(24") Cool White Energy Saving		1000	\$0.95	\$945.00	\$0.57	\$570.00

RAZR	XFR-HW	LED EXIT CAN RETROFIT RED HW Hardwire - 2.8W 120V		1500	\$3.00	\$ 4,500.00	\$ 1.80	\$2,700.00
Satco	S4469	40Watt - Medium Base Torpedo Krypton *Pictured as 25W		4800	\$0.25	\$1,209.60	\$0.15	\$720.00
Satco	S4472	40Watt - Candellabra Base - G 16 1/2 Krypton		4800	\$0.25	\$1,209.60	\$0.15	\$720.00
Texas Fluorescent	F13T5/CW	F13T5 4100K		15400	\$0.85	\$13,059.20	\$0.51	\$7,854.00
Texas Fluorescent	F25T8/741	F25T8 4100K		1600	\$1.68	\$2,688.00	\$1.01	\$1,616.00
Texas Fluorescent	F25T8/735	F25T8 3500K		2800	\$1.68	\$4,704.00	\$1.01	\$2,828.00
Texas Fluorescent	F32TBX/835/4P	F32 TTT-3500K - TRIPLE TUBE		1875	\$3.78	\$7,087.50	\$2.27	\$4,256.25
Texas Fluorescent	F15T8/155	F15T8		1175	\$0.63	\$740.25	\$0.38	\$446.50
Texas Fluorescent	F26DBX/827/4p (PLC26-27K)	PLC 26-27K G24Q3 4PIN - QUAD		60	\$1.05	\$63.00	\$0.63	\$37.80
Texas Fluorescent	F26DBX/830/4p (PLC26-30K)	PLC 26-30K G24Q3 4PIN - QUAD		375	\$1.05	\$393.75	\$0.63	\$236.25

Texas Fluorescent	F26DBX/835/4p (PLC26-35K)	PLC 26-35K G24Q3 4PIN - QUAD		475	\$1.05	\$498.75	\$0.63	\$299.25
Texas Fluorescent	F26DBX/841 (PLC26-41K)	PLC 26-41K G24Q3 4PIN - QUAD		2400	\$1.05	\$2,520.00	\$0.63	\$1,512.00
Texas Fluorescent	F26DBX/850/4P (PLC26-50K)	PLC 26-50K G24Q3 4PIN - QUAD		3250	\$1.05	\$3,412.50	\$0.63	\$2,047.50
Texas Fluorescent	F26TBX/830/4P (PLT26-30K)	26W TTT-3000K - TRIPLE TUBE		1500	\$3.78	\$5,670.00	\$2.27	\$3,405.00
				97779		\$123,767.28		\$74,228.64